

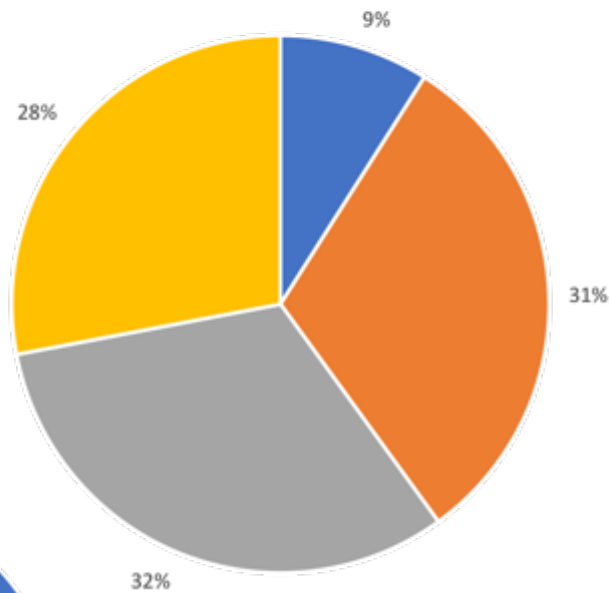


vIACM Survey Results 2020

Survey Participants

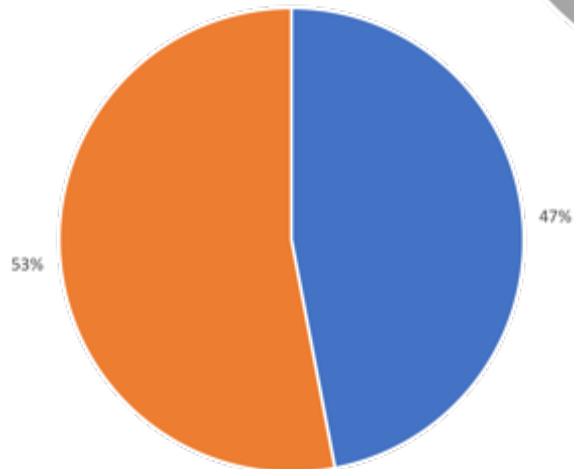
Affiliation

- Mostly affiliate with another organization
- Not my primary, but one of the top affiliations
- Equal with other associations as my top affiliation
- IACM is my top affiliation



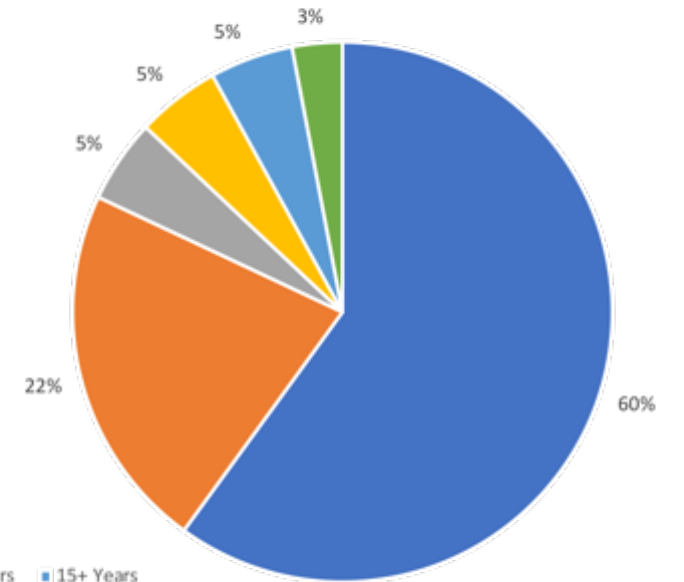
Gender

- Male
- Female



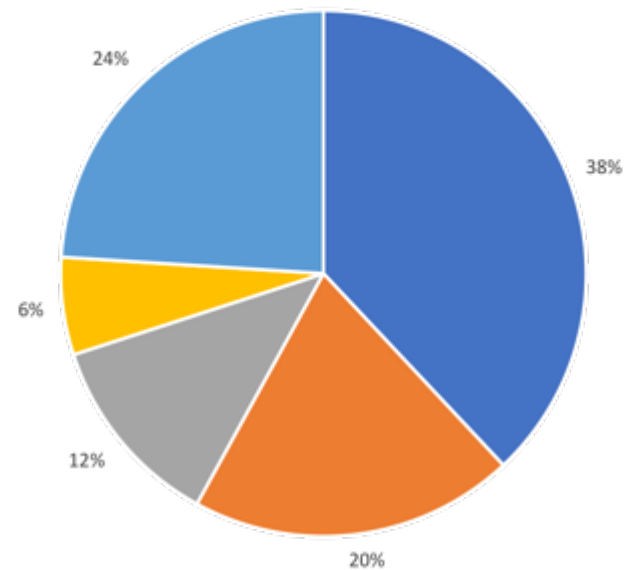
Nationality

- US
- Europe
- Asia
- Middle East
- Oceania
- Other



IACM Tenure

- 0-3 Years
- 4-7 Years
- 8-11 Years
- 12-15 Years
- 15+ Years



vIACM 2020 Experience

- Survey respondents
 - 52.2% attended the conference
- Of those who attended...
 - 55% said they liked the conference
 - 32% said they strongly liked the conference
 - The **least** liked aspect of the conference was the 'Gather' social space (2.5/5)
 - The **most** liked aspect of the conference were the daily briefing emails (4.35/5), the use of Zoom (4.31/5), & the live format of the meeting (4.2/5)

Benefits & Drawbacks of vIACM 2020

- Level of interaction between audience and presenters.
- The use of the chat function in Zoom, which offered great discussion without distracting the presenter.
- The sense of family-ness was still at the conference.
- People were urged to turn on their cameras.



- It's hard to put the conference as a priority.
- The session timing was very US-centric.
- Early presenters in sessions took a long time to present and later presenters were cut in some sessions.
- It is not clear from the program which sessions could be viewed asynchronously.



Future IACM Conference Recordings

